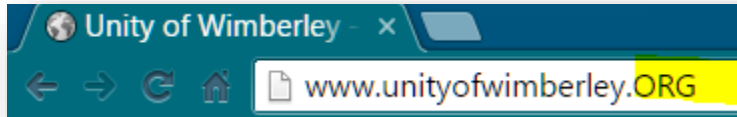
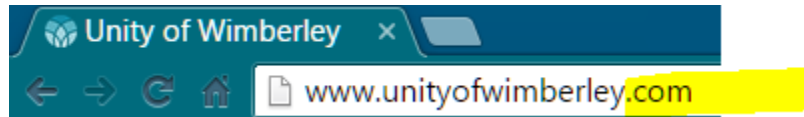


TO SETUP YOUR ACCOUNT ON THE UNITY MEMBERS DIRECTORY

ACCESS THE MEMBERS DIRECTORY TWO WAYS:



OR



Scroll over the "Contact Us" tab on the far right and select "Members Directory." Then click "here" as indicated on the next page.

NOTE THE LOG IN BOX:

A screenshot of the Unity of Wimberley website's Members Login page. The page features the Unity of Wimberley logo and the tagline "A positive path for spiritual living". Below the logo is a dark blue navigation bar with "Members Login" highlighted. The login form is circled in red and contains fields for "Email" and "Password", a "Remember me" checkbox, and "Login" and "Forgot password" buttons. To the right of the form, there is instructional text: "Login using the email address you submitted via your 'blue card.'", "If this is your first-time login, enter your email address and then click on 'forgot password.' An email will be sent to you with a link for setting your password.", "Click [here](#) to take a tour of how to modify your account which includes uploading your picture.", and "If you get totally stuck, email us at info@unityofwimberley.com and we'll be in touch as soon as possible." At the bottom, there is a section titled "Want to Log in?" with a link "CLICK [HERE!](#)" and text: "to learn how to set up your member account, your profile, add your picture and begin sharing with other members."

TO SETUP YOUR ACCOUNT ON THE UNITY MEMBERS DIRECTORY

ENTER YOUR EMAIL ADDRESS AND CLICK "[Forgot password](#)"

IF YOU HAVE MORE THAN ONE EMAIL ADDRESS, USE THE ADDRESS YOU MOST LIKELY PROVIDED WHEN YOU COMPLETED A "BLUE CARD."

IF THIS DOESN'T WORK TRY AN ALTERNATE ADDRESS.

IF THIS DOESN'T WORK YOU PROBABLY AREN'T SET UP ON THE DATABASE.

EMAIL MEMBERSHIP@UNITYOFWIMBERLEY.COM TO BE UPDATED OR SET UP.

KEY IN YOUR EMAIL ADDRESS AND THE 6 CHARACTER CODE DISPLAYED (THIS IS **NOT** CASE SENSITIVE), THEN CLICK ON THE "Submit" BUTTON.

Reset password

* Your email

* Code

Type the 6 characters you see in the picture

W0RBEFW

Note the little icons beside the 6 characters:

- the speaker button will speak the characters
- the redo button will generate 6 new characters should you have trouble deciphering the first set.

AFTER SUCCESSFULLY SUBMITTING THE 6 CHARACTERS YOU'LL SEE THIS SCREEN:

Reset password

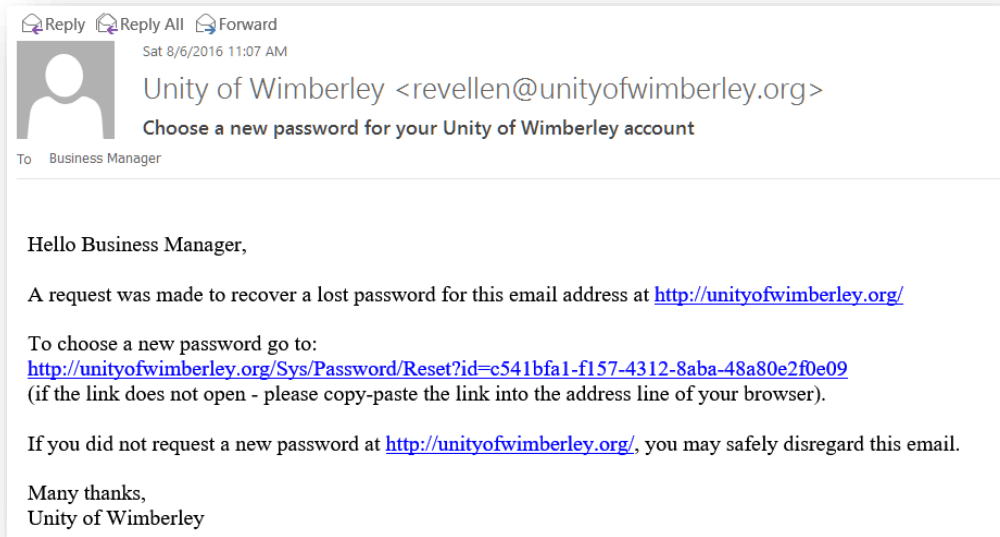
i Password reset instructions emailed. [Home](#)

If you do not receive our email within a few minutes, please check your junk/spam filters and double-check the email address entered.

GO TO YOUR EMAIL INBOX!

TO SETUP YOUR ACCOUNT ON THE UNITY MEMBERS DIRECTORY

YOU'LL RECEIVE THIS EMAIL:



WHEN YOU CLICK THE NEW PASSWORD LINK, THIS SCREEN WILL BE DISPLAYED

The screenshot shows a web form titled 'Reset your password'. On the left, there are fields for 'Email' and 'Password', a 'Remember me' checkbox, and 'Login' and 'Forgot password' buttons. On the right, there are two password fields labeled '* New password' and '* Confirm new password', and a 'Set new password' button.

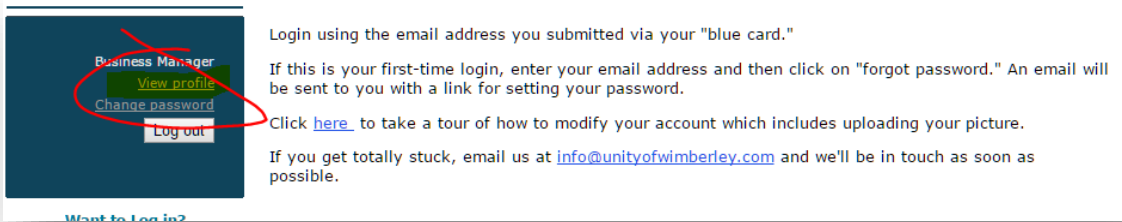
KEY IN YOUR EMAIL ADDRESS AND NEW PASSWORD (TWICE), CLICK ON “**Set new password,**” AND THEN YOU’LL SEE THIS PAGE

The screenshot shows the same 'Reset your password' form as above, but with a green success message box at the bottom that says: 'Password has been changed successfully. Now you can log in with your new password. [Home](#)'. A red circle highlights the 'Email' and 'Password' fields on the left side of the form.

- ENTER YOUR EMAIL
- YOUR NEW PASSWORD
- CHECK THE BOX BY “**Remember me**”
- CLICK ON THE “**Login**” BUTTON.

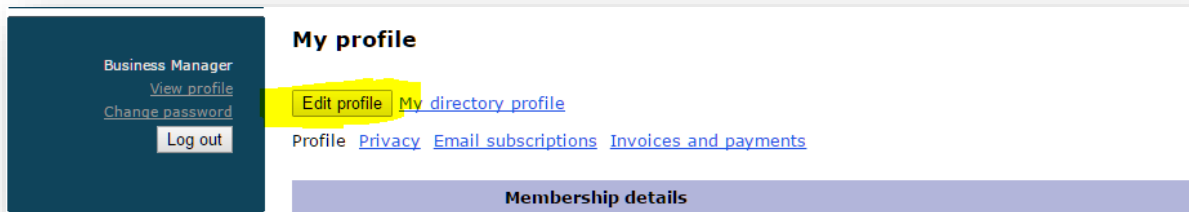
TO SETUP YOUR ACCOUNT ON THE UNITY MEMBERS DIRECTORY

THE WEBSITE SCREEN WILL NOW SHOW A “**Members**” TAB. **BEFORE YOU SELECT THIS TAB**, SELECT “**View profile**”



AND YOUR CURRENT PROFILE WILL BE DISPLAYED. THIS IS THE INFORMATION YOU ENTERED ON THE “BLUE” CARD YOU COMPLETED.

TO EDIT YOUR PROFILE INFORMATION, CLICK ON THE “**Edit profile**” BUTTON.



TO SETUP YOUR ACCOUNT ON THE UNITY MEMBERS DIRECTORY

MODIFY YOUR PROFILE AS YOU WISH.

TO ADD YOUR "Profile Photo" CLICK ON THE "Choose File" BUTTON AND INSERT A PHOTO OF YOURSELF.

My profile

Profile [Privacy](#) [Email subscriptions](#)

* Mandatory fields

Member ID 8562472 This field is generated automatically and cannot be changed

First name

Middle Name

Last name

e-Mail

Phone

Mobile

Address

Address2

City

State

Zip

Profile Photo No file chosen

Gender Male
 Female

Marital Status Married
 Single
 Divorced
 Widow

Spouse/Partner

Birthdate
(mm/dd/yyyy)

Group participation 2014 Pool Membership
Men's Group
New Paradigm Health Forum

TO SETUP YOUR ACCOUNT ON THE UNITY MEMBERS DIRECTORY

NOW CLICK ON THE "Privacy" OPTION.

My profile

Profile [Privacy](#) [Email subscriptions](#)

* Mandatory fields

Member ID 8562472 This field is generated automatically and cannot be changed

First name

Middle Name

Last name

e-Mail

Phone

Mobile

Address

Address2

City

State

Zip

Profile Photo No file chosen

Gender Male
 Female

Marital Status Married
 Single
 Divorced
 Widow

Spouse/Partner

Birthdate (mm/dd/yyyy)

Group participation 2014 Pool Membership
Men's Group
New Paradigm Health Forum

TO SETUP YOUR ACCOUNT ON THE UNITY MEMBERS DIRECTORY

UPDATE THE “Members” and “No access” COLUMNS TO CONTROL WHAT INFORMATION WILL BE DISPLAYED TO OTHER MEMBERS. NOTE THAT DATABASE ADMINISTRATORS WILL BE ABLE TO VIEW ALL PROFILE FIELDS. (THE “Anybody” COLUMN CAN BE UPDATED WITH MINIMAL NAME AND PHOTO DATA.)

My profile

[Profile](#) [Privacy](#) [Email subscriptions](#)

Show profile to others

Details to show
(in member directories, forum and blog posts)

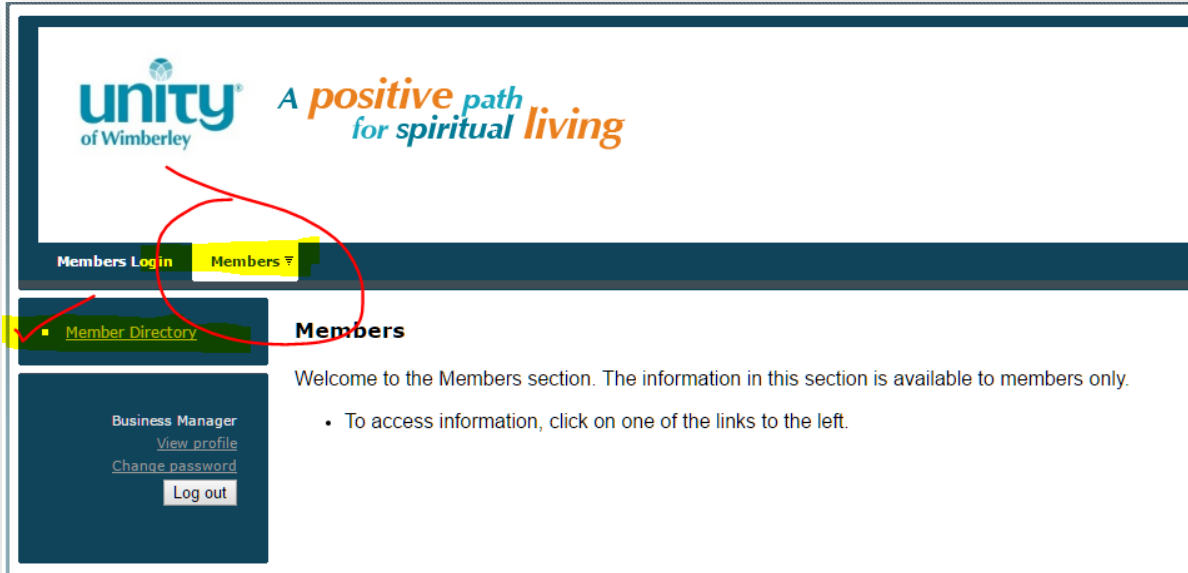
	Anybody	Members	No access
Photo album	<input type="radio"/>	<input type="radio"/>	<input type="radio"/>
<input checked="" type="checkbox"/> Send message form	<input type="radio"/>	<input checked="" type="radio"/>	<input type="radio"/>
Membership level	<input checked="" type="radio"/>	<input type="radio"/>	<input type="radio"/>
Member ID	<input type="radio"/>	<input type="radio"/>	<input checked="" type="radio"/>
First name	<input checked="" type="radio"/>	<input type="radio"/>	<input type="radio"/>
Middle Name	<input type="radio"/>	<input type="radio"/>	<input checked="" type="radio"/>
Last name	<input checked="" type="radio"/>	<input type="radio"/>	<input type="radio"/>
e-Mail	<input type="radio"/>	<input checked="" type="radio"/>	<input type="radio"/>
Phone	<input type="radio"/>	<input checked="" type="radio"/>	<input type="radio"/>
Mobile	<input type="radio"/>	<input type="radio"/>	<input checked="" type="radio"/>
Address	<input type="radio"/>	<input type="radio"/>	<input checked="" type="radio"/>
Address2	<input type="radio"/>	<input type="radio"/>	<input checked="" type="radio"/>
City	<input type="radio"/>	<input type="radio"/>	<input checked="" type="radio"/>
State	<input type="radio"/>	<input type="radio"/>	<input checked="" type="radio"/>
Zip	<input type="radio"/>	<input type="radio"/>	<input checked="" type="radio"/>
Profile Photo	<input checked="" type="radio"/>	<input type="radio"/>	<input type="radio"/>
Gender	<input type="radio"/>	<input type="radio"/>	<input checked="" type="radio"/>
Marital Status	<input type="radio"/>	<input type="radio"/>	<input checked="" type="radio"/>
Spouse/Partner	<input type="radio"/>	<input type="radio"/>	<input checked="" type="radio"/>
Birthdate (mm/dd/yyyy)	<input type="radio"/>	<input type="radio"/>	<input checked="" type="radio"/>
Group participation	<input type="radio"/>	<input checked="" type="radio"/>	<input type="radio"/>

BE SURE TO CLICK ON THE “Save” BUTTON

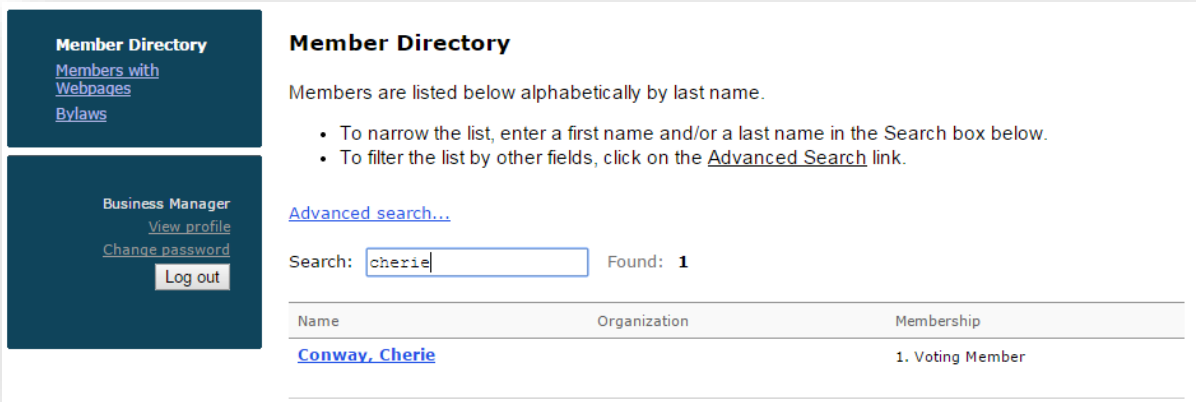
TO SETUP YOUR ACCOUNT ON THE UNITY MEMBERS DIRECTORY

NOW YOU'RE READY TO USE THE DATABASE TO LOOK UP PHONE NUMBERS, ADDRESSES, PHOTOS OF OTHER MEMBERS.

CLICK ON THE "**Members**" TAB AND THEN "**Member Directory.**"



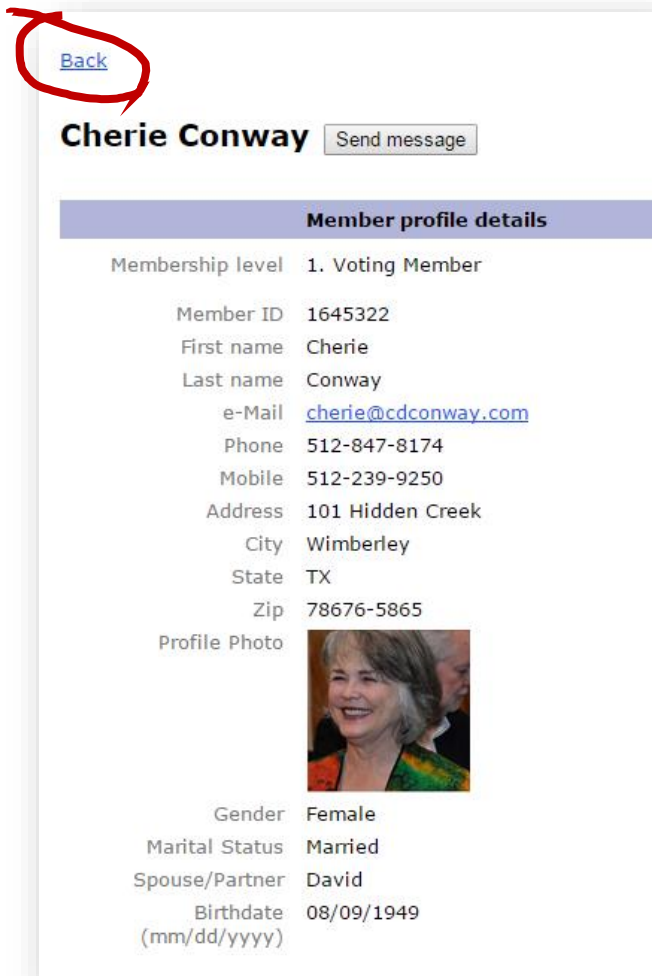
KEY IN THE NAME OF THE PERSON YOU WISH TO CONTACT, THEN CLICK ON THEIR NAME:



TO SETUP YOUR ACCOUNT ON THE UNITY MEMBERS DIRECTORY

YOU CAN SEND AN EMAIL FROM THE PROFILE PAGE BY CLICKING ON THE "Send message" BUTTON.

USE THE "Back" BUTTON TO SELECT ANOTHER MEMBER



[Back](#)

Cherie Conway

Member profile details

Membership level 1. Voting Member

Member ID 1645322

First name Cherie

Last name Conway

e-Mail cherie@cdconway.com

Phone 512-847-8174


Mobile 512-239-9250

Address 101 Hidden Creek

City Wimberley

State TX

Zip 78676-5865

Profile Photo 

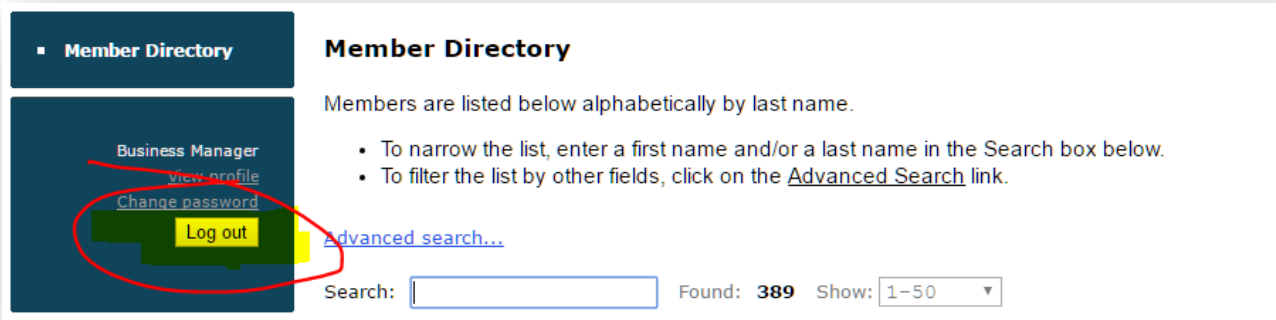
Gender Female

Marital Status Married

Spouse/Partner David

Birthdate 08/09/1949
(mm/dd/yyyy)

AND, LOGOUT WHEN YOU FINISH YOUR SESSION.



Member Directory

Members are listed below alphabetically by last name.

- To narrow the list, enter a first name and/or a last name in the Search box below.
- To filter the list by other fields, click on the [Advanced Search](#) link.

[Advanced search...](#)

Search: Found: **389** Show:

Business Manager
[view profile](#)
[Change password](#)